

UBIFLUX VIGOR

W325 MVHR Unit



Features and Benefits

- Extremely compact and energy-efficient unit with very high thermal efficiency
- Most accurate constant-flow 2.0 = guaranteed equal supply and exhaust
- Display TFT touch screen with clear menu structure, including handy wizards for installation and maintenance
- Practical maintenance and minimum service parts
- Including ball siphon

Compact and flexible

The Ubiflux Vigor W325 is compact and energy-efficient. It offers a wide range of versions, providing excellent design flexibility. The Ubiflux Vigor can be configured as either a left-hand or right-hand version, with options for four top connections or two top and two bottom connections. Additionally, each unit can be equipped with an optional Plus board for expanded connection options.



Technical specifications

Ventilation capacity at 200Pa [m³/h]	50-325
Thermal efficiency	88% => 224m³/h
	87% => 275m³/h
	86% => 322m³/h
Channel connection	4x ø160
Max power [W]	2x 59
Dimensions [mm]	750 x 650 x 560
Filter class	G4 ISO Coarse 60%
Constant-flow	Vane-Anemometer (highly accurate)
Condensation drain [mm]	ø32
SPI	0,15 Wh/m³/h
Weight [kg]	37
Frost protection	Intelligent frost control with pre-heater



UBIFLUX VIGOR

W325 MVHR Unit



Build smart.

Moderne communicatie			
		Basis	Plus
1x RJ12-connector	control via 4-position switch; RF receiver connection	x	x
1x E-bus	connection of clock module, zone ventilation, Ubiflux Home (app), CO2 sensor or additional pre- or post-heater	x	x
1x 24v signal output	programming of an error and filter signal	x	x
1x 24v power supply	CO2 sensor connection (up to 4 E-bus)	x	x
1x print connection	moisture sensor connection	x	x
1x Modbus/Brinkbus	Easy connection to building management system; plus-print connection; cascade	x	x
1x (W)LAN	direct (wireless) connection Ubiflux Home environment (app)		x
2x analogue ingang 0-10v	connection of external sensors (CO2, RH, VOC, I/O module)		x
2x contact input	programmable input closed or open contact (9 pre-programmed action options)		x
2x relay output 0-24v	connection for ground heat exchanger; relay 2 can also be activated at contact input		x
2x analogue output 0-10v	connection for ground heat exchanger		x
1x 10K NTC resistor	Outdoor temperature sensor connection necessary for ground heat exchanger		x

Reduction factor

In determining the E-level, heat losses from ventilation are adjusted using a reduction factor. To minimise these ventilation losses, a demand-controlled ventilation system can be employed. This system regulates airflow based on the actual need for ventilation, which can be controlled by monitoring factors such as the presence of people, humidity levels, or CO₂ concentrations.

Reduction factor			
Type of detection in dry room	Type of dry room supply control	Reduction factor	Ubbink system
CO ₂ room: one or more sensors in each dry room	2 (day/night) or more zones	0.49	Kit 0121178
CO ₂ semi-local: one or more sensors in the main living spaces and in the main bedroom	2 (day/night) or more zones	0.53	Kit 0888342
CO ₂ room: one or more sensors in each dry room	Central	0.61	Kit 0121179
CO ₂ semi-local: one or more sensors in the main living space and the main bedroom	Central	0.87	Kit 0121180







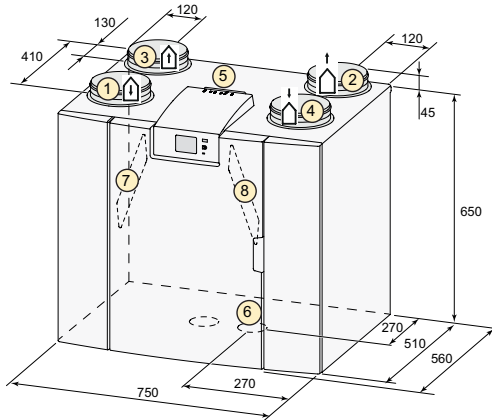
UBIFLUX VIGOR

W325 MVHR Unit

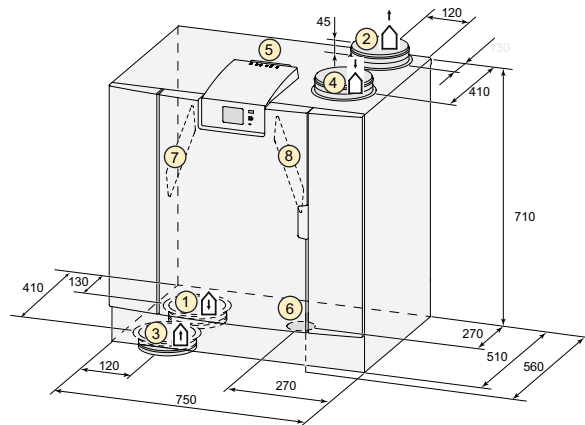
Connections

The Ubiflux Vigor W325 is available in a left-hand or right-hand version. With a left-hand version, the "warm" connections (from home 3 and to home 1) are on the left side of the unit and the siphon is then installed in the right opening beneath the appliance. On a right-hand version, the "warm" connections (1 & 3) are on the right-hand side of the unit.

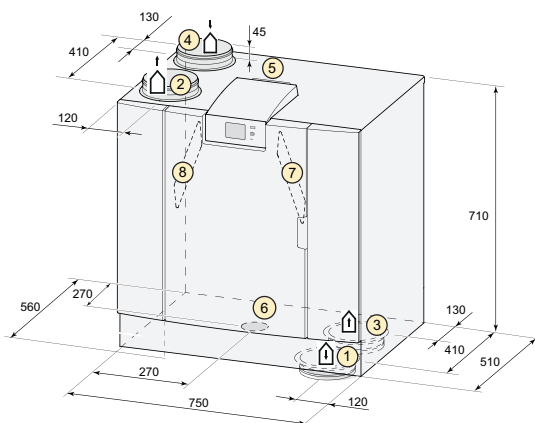
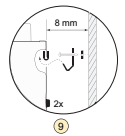
1		To home
2		Outside
3		From home
4		From outside
5		Electrical connection
6		Siphon connection
		Front display
7		Exhaust air filter
8		Supply air filter
9		Suspension



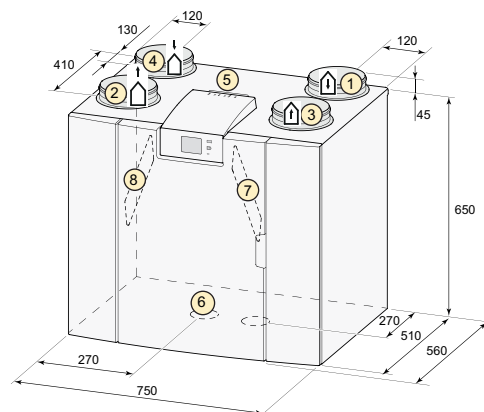
Left-hand version 4/0



Left-hand version 2/2



Right-hand version 2/2



Right-hand version 4/0

All sizes in millimetres. Diameter of all drill rings is 160 mm.



UBIFLUX VIGOR

W325 MVHR Unit



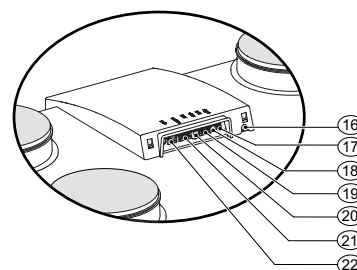
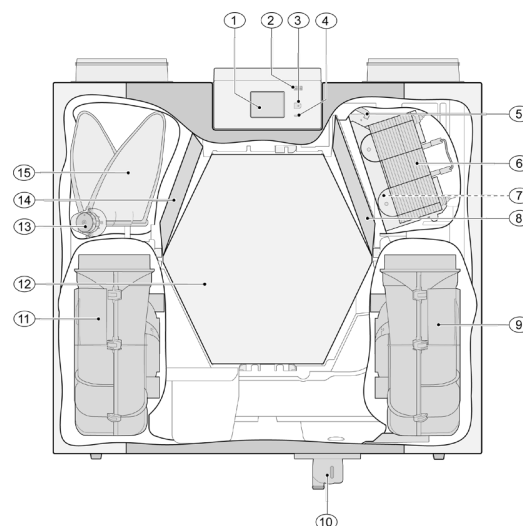
ubblink

Build smart.

Components

The unit shown below is a left-hand version; on the right-hand version, the pre-heater, bypass valve and siphon connection are mirrored.

1	Touch screen
2	USB connector (x13)
3	Service connection
4	Indication LED
5	Maximum pre-heater protection
6	Pre-heater
7	Temperature sensor
8	Inlet filter
9	Extractor fan
10	Siphon connection
11	Supply fan
12	Heat exchanger
13	Motor bypass valve
14	Drain filter
15	Bypass valve
16	Mains cable 230 volts
17	Relay output (x19)
18	24-volt connection (x16)
19	E-bus connection (x17))
20	24-volt connection (x16)
21	Modbus/bus connection (x15)
22	Position switch connection(x14)



Eco-design

Average climate zone

Manual	A
Clock control	A
Central control with 1 sensor	A+
Local control with or more sensors combined with min. 2-zone flow control	A+



UBIFLUX VIGOR

W325 MVHR Unit



ubblink

Build smart.

Sound power													
	Q [m³/h]	P [Pa]	f [Hz]: Filter	63 L _w [dB]	125 L _w [dB]	250 L _w [dB]	500 L _w [dB]	1000 L _w [dB]	2000 L _w [dB]	4000 L _w [dB]	8000 L _w [dB]	Total L _w [dB]	Total weight L _{WA} [dB]
Including final correction	To residence												
	100	25	ISO Coarse 60%	56.1	53.1	46.3	42.3	35.1	23.6	10.3	7.3	58.5	43.5
	150	25	ISO Coarse 60%	67.7	55.2	49.6	47.4	41.5	33.5	20.6	11.3	63	48.5
	150	50	ISO Coarse 60%	61.2	60.4	52.5	48.9	43.1	35.4	24.5	12.1	64.5	51
	200	50	ISO Coarse 60%	66.2	58.4	60.4	52.8	47.9	42.5	31.9	17.5	68	55
	200	100	ISO Coarse 60%	62.8	61	62.2	55.1	49.9	43.9	35.1	22.6	67	57
	250	100	ISO Coarse 60%	67.1	62.6	66.5	58.1	53.4	49.4	40.9	28.4	71	65.1
	250	150	ISO Coarse 60%	65.6	64.4	67.2	58.6	53.7	48.3	40.8	29.9	71	61.5
	325	150	ISO Coarse 60%	70.2	66.5	73.6	62.9	58.3	55.5	47.8	37.3	76	68.5
	From home												
	100	25	ISO Coarse 60%	54.3	43.5	36.3	24.3	15.2	8.7	0.4	5.6	54.5	32
	150	25	ISO Coarse 60%	65.9	49.3	43.8	29.3	21.5	15.6	5.4	12.2	66	39.5
	150	50	ISO Coarse 60%	53.8	49.7	41.6	31.1	23.4	18.3	7	5.6	55.5	37.5
	200	50	ISO Coarse 60%	64.1	50.7	54.9	36.1	27.9	24	12	7.4	65	45.5
	200	100	ISO Coarse 60%	55.8	55.9	49.2	38.9	30.3	26.6	18.7	8.1	59.5	44
	250	100	ISO Coarse 60%	63	54.8	56.5	39.9	33.7	30.7	21.3	9.8	64.5	49
	250	150	ISO Coarse 60%	61	58.8	54.4	42.8	35.3	31.6	24.1	10.4	63.5	48.5
	325	150	ISO Coarse 60%	63.4	58.7	60.8	44.8	38.4	36.6	28	13.8	66	54.5
	Outside												
325	150	ISO Coarse 60%	67.7	65	73.1	60.9	56.1	52.2	45.8	35.1	75	67.5	
From outside													
325	150	ISO Coarse 60%	63	58	62	46	39	36	27	15	67	56	
Closet radiation	Closet radiation												
	100	25	ISO Coarse 60%	37.2	33.5	32	25	16.3	14.4	4.5	4.9	40	27
	150	25	ISO Coarse 60%	42	42.2	37.9	30	24	20.5	9.1	14.5	46	33.5
	150	50	ISO Coarse 60%	37.8	41.6	38.3	31.6	25.3	22.7	10.7	8.2	44.5	34.5
	200	50	ISO Coarse 60%	45.7	44.5	47.1	35.5	29.6	28	16.9	17	51	40
	200	100	ISO Coarse 60%	42.4	48.4	44.7	38.7	32.6	31	19.9	12.4	51	41
	250	100	ISO Coarse 60%	44.6	46.8	52	40.9	35.3	35.6	23.8	14.4	54	45.5
	250	150	ISO Coarse 60%	45.1	52.6	51.3	40.9	36.8	34.9	25.5	16.6	55.5	45.5
325	150	ISO Coarse 60%	48.7	47.4	55.2	45	39.8	40.5	30.7	22.7	57	50.5	



UBIFLUX VIGOR

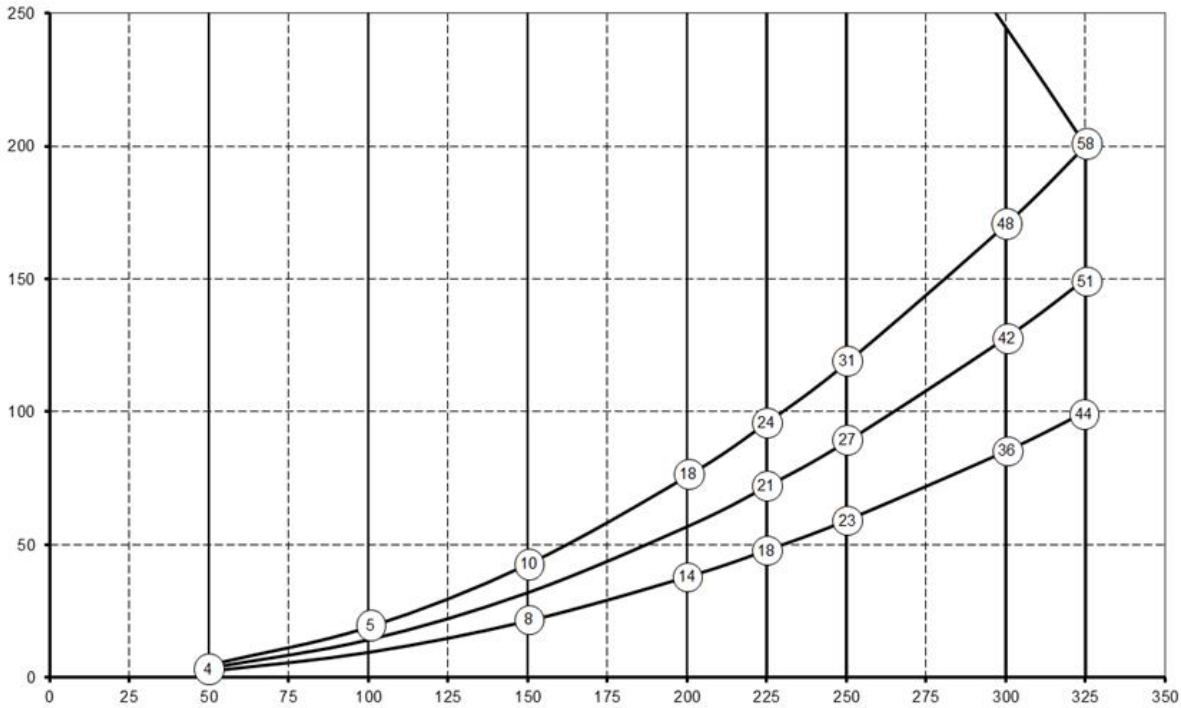
W325 MVHR Unit



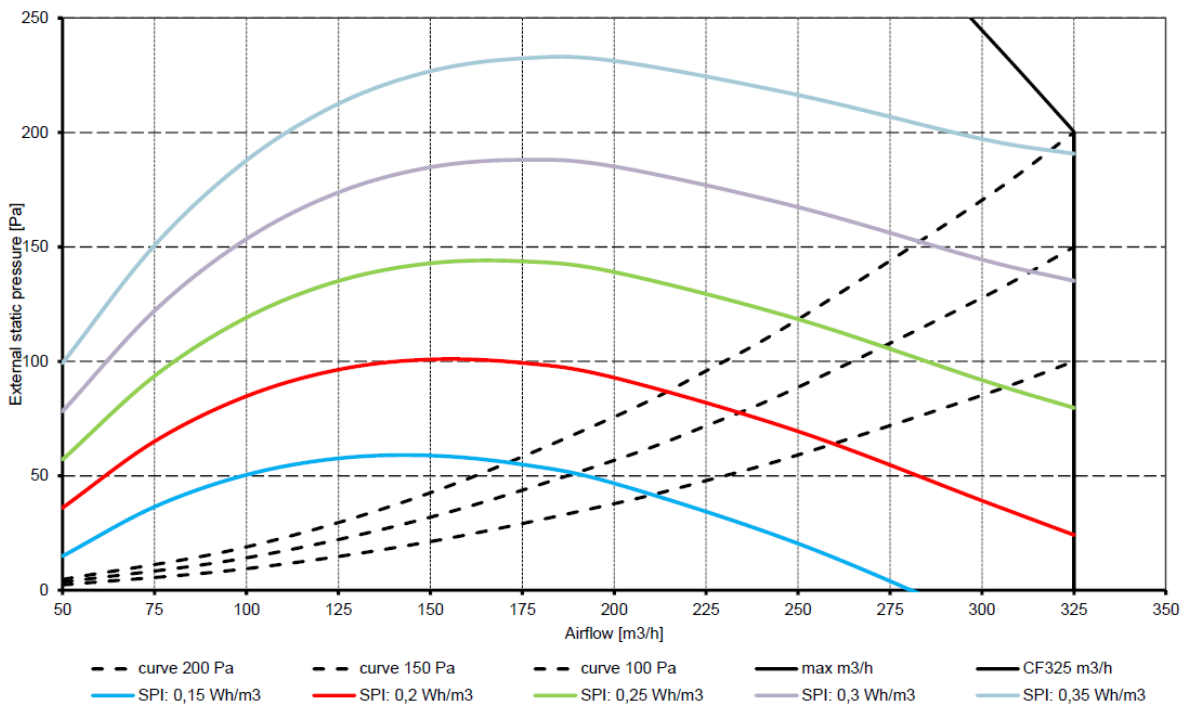
ubblink

Build smart.

Fan chart



Note that the values circled in the graph are the power used (Watts per fan)



Note: values shown are SPI values 2x fan 56 watts.

